	UNIVERSITAS NEGERI YOGYAKARTA			
	FAKULTAS BAHASA DAN SENI			
	RENCANA PELAKSANAAN PEMBELAJARAN (RPP)			
	MATA KULIAH: SPEAKING I			
FRM/FBS/18-00	REVISI: 00	31 JULI 2009	HAL.	

1. FAKULTAS / PROGRAM STUDI : FBS / PEND. BAHASA INGGRIS
2. MATA KULIAH & KODE : SPEAKING I KODE: ENG
3. JUMLAH SKS : TEORI: 1 SKS PRAKTIK: 1 SKS
SEM. : GASAL WAKTU:

4. STANDAR KOMPETENSI:

By the end of the course, students are expected to:

Understand the goal of the course that is to converse in informal and formal situation based on various topics and activities in basic communication competence.

5. KOMPETENSI DASAR:

Students are able to:

- a. Understand the basic requirements for speaking 1
- b. Understand the objectives of the course

6. INDIKATOR KETERCAPAIAN:

Students are able to:

- a. identify informal and/or formal expressions
- b. suggest an improvement for the syllabus

7. MATERI POKOK/PENGGALAN MATERI:

Formal

Would you...

I'd like to ...

Would you like ...

Informal

Can you...

I want to ...

Do you like ...

8. KEGIATAN PERKULIAHAN

KOMPONEN LANGKAH	URAIAN KEGIATAN	ESTIMASI WAKTU	METODE	MEDIA	SUMBER BAHAN /REFERENSI
PENDAHULUAN	<ul style="list-style-type: none"> • greeting • checking students' attendance • leading Ss to the topic of 	15'	<ul style="list-style-type: none"> • question and answer • presentation 		Blundell, J., et al. (1982). <i>Function in english.</i>

	discussion				Oxford: Oxford University Press.
PENYAJIAN (INTI)	<ul style="list-style-type: none"> • leading the class to discuss the syllabus • students discuss the syllabus in pairs/groups 	75'	<ul style="list-style-type: none"> • whole class discussion • small group discussion 		de Frietas, J.F. (1982). Survival English. London: Macmillan Press.
PENUTUP	<ul style="list-style-type: none"> • summarizing 	10'			Tillit, Bruce (1985). Speaking naturally. Cambridge: Cambridge University Press.
TINDAK LANJUT	<ul style="list-style-type: none"> • assigning students to study the syllabus and suggest improvement 				

9. Evaluasi : _____

Yogyakarta. _____
Dosen,

NIP

I. PENILAIAN TEORI DAN PRAKTIK

A. Penilaian Teori.

No	Unsur yang Dinilai	Bobot	Nilai	Bobot x Nilai	Nilai Akhir	Keterangan (L/TL)
1.						
2.						
3.						
	Total	100				

$$\text{Nilai Teori} = \sum (\text{Bobot} \times \text{Nilai Tiap Unsur})$$

B. Penilaian Praktek

No	Unsur Yang Dinilai	Bobot	Nilai	Bobot x Nilai	Nilai Akhir	Keterangan (L/TL)
	A. Proses					
1.						
2.						
3.						
	Total	100				
	B. Produk					
1.						
2.						
3.						
	Total B	100				
	C. Sikap					
1.						
2.						
3.						
	Total C	100				

$$\text{Nilai Proses} = \sum (\text{Bobot} \times \text{Nilai Tiap Proses})$$

$$\text{Nilai Produk} = \sum (\text{Bobot} \times \text{Nilai Tiap Produk})$$

$$\text{Nilai Produk} = \sum (\text{Bobot} \times \text{Nilai Tiap Produk})$$

Perhitungan Nilai :

Nilai Praktik = 0, Nilai Proses + 0 ... Nilai Produk + 0, ...Nilai Sikap

C. Nilai Akhir dan Teori

Nilai Akhir Praktik dan Teori = 0,4 Nilai Teori + 0,6 Nilai Praktik

II. PENILAIAN HANYA PRAKTIK

Nilai Akhir = Nilai Praktik

III. PENILAIAN HANYA TEORI

Nilai Akhir = Nilai Teori

SYARAT LULUS : NILAI AKHIR \geq 5,6

Catatan :

Isi Lampiran ini disesuaikan dengan jenis soal: teori + praktik, praktik atau teori.

Keterangan :

STRATEGI PERKULIAHAN


Dapat dipilih antara	
Tatap muka	Non Tatap Muka (Pengalaman Belajar)
<i>Misanya:</i>	
1. Perkuliahan	5. Kerja Laboratorium/Studio
2. Diskusi	6. Tugas Individu/ Kelompok
3. Presentasi	7. Lainnya (<i>sebutkan !</i>)
4. Ujian Tengah Semester

Mengetahui,
Ketua Jurusan

Yogyakarta,
Dosen,

.....
NIP

.....
NIP

	UNIVERSITAS NEGERI YOGYAKARTA		
	FAKULTAS BAHASA DAN SENI		
	RENCANA PELAKSANAAN PEMBELAJARAN (RPP) MATA KULIAH: SPEAKING I		
FRM/FBS/18-00	REVISI: 00	31 JULI 2009	HAL.

1. FAKULTAS / PROGRAM STUDI : FBS / PEND. BAHASA INGGRIS
2. MATA KULIAH & KODE : SPEAKING I KODE: ENG
3. JUMLAH SKS : TEORI: 1 SKS PRAKTIK: 1 SKS
SEM. : GASAL WAKTU:
4. STANDAR KOMPETENSI:
By the end of the course, students are expected to:
be able to converse using appropriate expressions in informal and formal situation based on various topics and activities in basic communication competence.
5. KOMPETENSI DASAR:
Students are able to:
 - a. greet others
 - b. introduce themselves using informal and/or formal introduction
 - c. introduce other person using informal and/or formal introduction
 - d. asking someone's condition
 - e. respond to other's introduction
6. INDIKATOR KETERCAPAIAN:
Students are able to:
 - a. identify informal and/or formal expressions when introducing oneself/responding to introduction
 - b. say the informal and/or formal expressions to introduce oneself/respond to someone's introduction
 - c. use the informal and/or formal expressions to introduce oneself/others accurately and fluently.
 - d. respond to the informal and/or formal introductions accurately and fluently.
7. MATERI POKOK/PENGGALAN MATERI:
 - a. Greeting
Good morning.
Hi.
Hello.
What's up?
 - b. Introducing oneself/others:
My name is.....
I'm....

*This is.....
Let me introduce you to.....*

c. Responding to an introduction:

*How do you do?
It is nice to see you.
Glad to meet you.*

8. KEGIATAN PERKULIAHAN

KOMPONEN LANGKAH	URAIAN KEGIATAN	ESTIMASI WAKTU	METODE	MEDIA	SUMBER BAHAN /REFERENSI
PENDAHULUAN	<ul style="list-style-type: none"> greeting checking students' attendance leading Ss to the topic of discussion 	10'			Blundell, J., et al. (1982). <i>Function in English</i> . Oxford: Oxford University Press.
PENYAJIAN (INTI)	<ul style="list-style-type: none"> playing the recorded materials 	5'	<ul style="list-style-type: none"> Presentation whole class discussion pair work role play 	<ul style="list-style-type: none"> recorded materials active speakers 	de Frietas, J.F. (1982). <i>Survival English</i> . London: Macmillan Press. Tillit, Bruce (1985). <i>Speaking naturally</i> . Cambridge: Cambridge University Press.
	<ul style="list-style-type: none"> Ss identify the expressions to introduce oneself 	10'			
	<ul style="list-style-type: none"> T plays the material again to give the Ss model of the accurate pronunciation of the expressions; Ss repeat them 	10'			
	<ul style="list-style-type: none"> Ss practice the expressions in pairs Ss practice the expressions in a role play (class work) 	15' 30'			
PENUTUP	<ul style="list-style-type: none"> giving feedback summarizing 	10'			
TINDAK LANJUT	<ul style="list-style-type: none"> assigning Ss to practice the expressions at home 	5'			

9. Evaluasi : _____

Yogyakarta. _____
Dosen,

NIP

I. PENILAIAN TEORI DAN PRAKTIK

A. Penilaian Teori.

No	Unsur yang Dinilai	Bobot	Nilai	Bobot x Nilai	Nilai Akhir	Keterangan (L/TL)
1.						
2.						
3.						
	Total	100				

$$\text{Nilai Teori} = \sum (\text{Bobot} \times \text{Nilai Tiap Unsur})$$

B. Penilaian Praktek

No	Unsur Yang Dinilai	Bobot	Nilai	Bobot x Nilai	Nilai Akhir	Keterangan (L/TL)
	A. Proses					
1.						
2.						
3.						
	Total	100				
	B. Produk					
1.						
2.						
3.						
	Total B	100				
	C. Sikap					
1.						
2.						
3.						
	Total C	100				

$$\text{Nilai Proses} = \sum (\text{Bobot} \times \text{Nilai Tiap Proses})$$

$$\text{Nilai Produk} = \sum (\text{Bobot} \times \text{Nilai Tiap Produk})$$

$$\text{Nilai Produk} = \sum (\text{Bobot} \times \text{Nilai Tiap Produk})$$

Perhitungan Nilai :

$$\text{Nilai Praktik} = 0, \dots \text{Nilai Proses} + 0 \dots \text{Nilai Produk} + 0, \dots \text{Nilai Sikap}$$

CI. Nilai Akhir dan Teori

$$\text{Nilai Akhir Praktik dan Teori} = 0,4 \text{ Nilai Teori} + 0,6 \text{ Nilai Praktik}$$

II. PENILAIAN HANYA PRAKTIK

$$\text{Nilai Akhir} = \text{Nilai Praktik}$$

III. PENILAIAN HANYA TEORI

$$\text{Nilai Akhir} = \text{Nilai Teori}$$

SYARAT LULUS : NILAI AKHIR \geq 5,6

Catatan :

Isi Lampiran ini disesuaikan dengan jenis soal: teori + praktik, praktik atau teori.

Keterangan :

STRATEGI PERKULIAHAN

Dapat dipilih antara	
<i>Tatap muka</i>	<i>Non Tatap Muka (Pengalaman Belajar)</i>
<i>Misanya:</i>	
1. Perkuliahan	5. Kerja Laboratorium/Studio
2. Diskusi	6. Tugas Individu/ Kelompok
3. Presentasi	7. Lainnya (<i>sebutkan !</i>)
4. Ujian Tengah Semester

Mengetahui,
Ketua Jurusan

Yogyakarta,
Dosen,

.....
NIP

.....
NIP



UNIVERSITAS NEGERI YOGYAKARTA

FAKULTAS BAHASA DAN SENI

RENCANA PELAKSANAAN PEMBELAJARAN (RPP)

MATA KULIAH: SPEAKING I

FRM/FBS/18-00

REVISI: 00

31 JULI 2009

HAL.

1. FAKULTAS / PROGRAM STUDI : FBS / PEND. BAHASA INGGRIS
2. MATA KULIAH & KODE : SPEAKING I KODE: ENG
3. JUMLAH SKS : TEORI: 1 SKS PRAKTIK: 1 SKS
4. SEM. : GASAL WAKTU:
5. STANDAR KOMPETENSI:

By the end of the course, students are expected to:
be able to converse using appropriate expressions in informal and formal situation based on various topics and activities in basic communication competence.

6. KOMPETENSI DASAR:

Students are able to:

- a. Initiate a small talk
- b. End a conversation
- c. Take a leave

7. INDIKATOR KETERCAPAIAN:

Students are able to:

- a. identify informal and/or formal expressions to initiate a small talk
- b. use the informal and/or formal expressions to initiate a small talk accurately and appropriately.
- c. use the appropriate excuse to leave a conversation
- d. end a conversation appropriately

8. MATERI POKOK/PENGGALAN MATERI:

- a. the informal and/or formal expressions to initiate a small talk

It's a hot day, isn't it?

The speech was inspiring, wasn't it?

- b. use the appropriate excuse to leave a conversation

I'm afraid I have to leave. I have an appointment with a doctor.

I'm sorry, but it's getting late. I have to go home.

- c. end a conversation appropriately

It's nice to talk to you. See you again sometime.

9. KEGIATAN PERKULIAHAN

KOMPONEN LANGKAH	URAIAN KEGIATAN	ESTIMASI WAKTU	METODE	MEDIA	SUMBER BAHAN /REFERENSI
PENDAHULUAN	<ul style="list-style-type: none"> • greeting • checking students' attendance • leading Ss to the topic of discussion 	10'			<p>Blundell, J., et al. (1982). <i>Function in english</i>. Oxford: Oxford University Press.</p> <p>de Frietas, J.F. (1982). <i>Survival English</i>. London: Macmillan Press.</p> <p>Tillit, Bruce (1985). <i>Speaking naturally</i>. Cambridge: Cambridge University Press.</p>
PENYAJIAN (INTI)	<ul style="list-style-type: none"> • playing the recorded materials • identifying the expressions • T replay the recorded materials to give the Ss model of pronouncing the expressions; Ss repeat them • students practice the expressions in pairs • students practice the expressions in a role play (class work) 	75'	<ul style="list-style-type: none"> • whole class discussion • small group work • pair work • role play 	<ul style="list-style-type: none"> • recorded materials • active speakers 	
PENUTUP	<ul style="list-style-type: none"> • giving feedback • summarizing 	10'			
TINDAK LANJUT	<ul style="list-style-type: none"> • assigning Ss to practice the expressions at home 				

9. Evaluasi

: _____

Yogyakarta. _____
Dosen,

NIP

I. PENILAIAN TEORI DAN PRAKTIK

A. Penilaian Teori.

No	Unsur yang Dinilai	Bobot	Nilai	Bobot x Nilai	Nilai Akhir	Keterangan (L/TL)
1.						
2.						
3.						
	Total	100				

$$\text{Nilai Teori} = \sum (\text{Bobot} \times \text{Nilai Tiap Unsur})$$

B. Penilaian Praktek

No	Unsur Yang Dinilai	Bobot	Nilai	Bobot x Nilai	Nilai Akhir	Keterangan (L/TL)
	A. Proses					
1.						
2.						
3.						
	Total	100				
	B. Produk					
1.						
2.						
3.						
	Total B	100				
	C. Sikap					
1.						
2.						
3.						
	Total C	100				

$$\text{Nilai Proses} = \sum (\text{Bobot} \times \text{Nilai Tiap Proses})$$

$$\text{Nilai Produk} = \sum (\text{Bobot} \times \text{Nilai Tiap Produk})$$

$$\text{Nilai Produk} = \sum (\text{Bobot} \times \text{Nilai Tiap Produk})$$

Perhitungan Nilai :

Nilai Praktik = 0, Nilai Proses + 0 ... Nilai Produk + 0, ...Nilai Sikap

C. Nilai Akhir dan Teori

Nilai Akhir Praktik dan Teori = 0,4 Nilai Teori + 0,6 Nilai Praktik

II. PENILAIAN HANYA PRAKTIK

Nilai Akhir = Nilai Praktik

III. PENILAIAN HANYA TEORI

Nilai Akhir = Nilai Teori

SYARAT LULUS : NILAI AKHIR \geq 5,6

Catatan :

Isi Lampiran ini disesuaikan dengan jenis soal: teori + praktik, praktik atau teori.

Keterangan :

STRATEGI PERKULIAHAN

Dapat dipilih antara	
<i>Tatap muka</i>	<i>Non Tatap Muka (Pengalaman Belajar)</i>
<i>Misanya:</i>	
1. Perkuliahan	5. Kerja Laboratorium/Studio
2. Diskusi	6. Tugas Individu/ Kelompok
3. Presentasi	7. Lainnya (<i>sebutkan !</i>)
4. Ujian Tengah Semester

Mengetahui,
Ketua Jurusan

Yogyakarta,
Dosen,

.....
NIP

.....
NIP



UNIVERSITAS NEGERI YOGYAKARTA

FAKULTAS BAHASA DAN SENI

RENCANA PELAKSANAAN PEMBELAJARAN (RPP)

MATA KULIAH: SPEAKING I

FRM/FBS/18-00

REVISI: 00

31 JULI 2009

HAL.

1. FAKULTAS / PROGRAM STUDI : FBS / PEND. BAHASA INGGRIS
2. MATA KULIAH & KODE : SPEAKING I KODE: ENG
3. JUMLAH SKS : TEORI: 1 SKS PRAKTIK: 1 SKS
SEM. : GASAL WAKTU:
4. STANDAR KOMPETENSI:
By the end of the course, students are expected to:
Be able to converse in informal and formal situation based on various topics and activities in basic communication competence.
5. KOMPETENSI DASAR:
Students are able to:
 - a. Express likes/dislikes
 - b. Ask someone's likes/dislikes
 - c. Talk about hobbies and habits
6. INDIKATOR KETERCAPAIAN:
Students are able to:
 - a. identify expressions of likes/dislikes
 - b. use the expressions of likes/dislikes
 - c. say the expressions to ask someone's likes/dislikes
 - d. ask and answer questions about hobbies and habits
7. MATERI POKOK/PENGGALAN MATERI:
 - a. identify expressions of likes/dislikes
I like/love ...
I'm crazy about ...
 - b. say the expressions to ask someone's likes/dislikes
What do you like to do at your pastime?
Do you like ...?
 - c. ask and answer questions about hobbies and habits
How do you spend your free time?
What do you do at weekends?

8. KEGIATAN PERKULIAHAN

KOMPONEN LANGKAH	URAIAN KEGIATAN	ESTIMASI WAKTU	METODE	MEDIA	SUMBER BAHAN /REFERENSI
PENDAHULUAN	<ul style="list-style-type: none"> • greeting • checking students' attendance • leading Ss to the topic of discussion 	10'			<p>Blundell, J., et al. (1982). <i>Function in english</i>. Oxford: Oxford University Press.</p> <p>de Frietas, J.F. (1982). <i>Survival English</i>. London: Macmillan Press.</p> <p>Tillit, Bruce (1985). <i>Speaking naturally</i>. Cambridge: Cambridge University Press.</p>
PENYAJIAN (INTI)	<ul style="list-style-type: none"> • playing the recorded materials • identifying the expressions • T replay the recorded materials to give the Ss model of pronouncing the expressions; Ss repeat them after the T • students practice the expressions in pairs/groups • students practice the expressions in the form of a role play activity (class work) 	75'	<ul style="list-style-type: none"> • whole class discussion • small group work • pair work • role play 	<ul style="list-style-type: none"> • recorded materials • active speakers 	
PENUTUP	<ul style="list-style-type: none"> • giving feedback • summarizing 	15'			
TINDAK LANJUT	<ul style="list-style-type: none"> • assigning Ss to practice the expressions at home 				

9. Evaluasi

: _____

Yogyakarta. _____
Dosen,

NIP

I. PENILAIAN TEORI DAN PRAKTIK

A. Penilaian Teori.

No	Unsur yang Dinilai	Bobot	Nilai	Bobot x Nilai	Nilai Akhir	Keterangan (L/TL)
1.						
2.						
3.						
	Total	100				

$$\text{Nilai Teori} = \sum (\text{Bobot} \times \text{Nilai Tiap Unsur})$$

B. Penilaian Praktek

No	Unsur Yang Dinilai	Bobot	Nilai	Bobot x Nilai	Nilai Akhir	Keterangan (L/TL)
	A. Proses					
1.						
2.						
3.						
	Total	100				
	B. Produk					
1.						
2.						
3.						
	Total B	100				
	C. Sikap					
1.						
2.						
3.						
	Total C	100				

$$\text{Nilai Proses} = \sum (\text{Bobot} \times \text{Nilai Tiap Proses})$$

$$\text{Nilai Produk} = \sum (\text{Bobot} \times \text{Nilai Tiap Produk})$$

$$\text{Nilai Produk} = \sum (\text{Bobot} \times \text{Nilai Tiap Produk})$$

Perhitungan Nilai :

$$\text{Nilai Praktik} = 0, \dots \text{Nilai Proses} + 0 \dots \text{Nilai Produk} + 0, \dots \text{Nilai Sikap}$$

II. Nilai Akhir dan Teori

$$\text{Nilai Akhir Praktik dan Teori} = 0,4 \text{ Nilai Teori} + 0,6 \text{ Nilai Praktik}$$

II. PENILAIAN HANYA PRAKTIK

$$\text{Nilai Akhir} = \text{Nilai Praktik}$$

III. PENILAIAN HANYA TEORI

$$\text{Nilai Akhir} = \text{Nilai Teori}$$

SYARAT LULUS : NILAI AKHIR \geq 5,6

Catatan :

Isi Lampiran ini disesuaikan dengan jenis soal: teori + praktik, praktik atau teori.

Keterangan :

STRATEGI PERKULIAHAN

Dapat dipilih antara	
<i>Tatap muka</i>	<i>Non Tatap Muka (Pengalaman Belajar)</i>
<i>Misanya:</i>	
1. Perkuliahan	5. Kerja Laboratorium/Studio
2. Diskusi	6. Tugas Individu/ Kelompok
3. Presentasi	7. Lainnya (<i>sebutkan !</i>)
4. Ujian Tengah Semester

Mengetahui,
Ketua Jurusan

Yogyakarta,
Dosen,

.....
NIP

.....
NIP



UNIVERSITAS NEGERI YOGYAKARTA

FAKULTAS BAHASA DAN SENI

RENCANA PELAKSANAAN PEMBELAJARAN (RPP)

MATA KULIAH: SPEAKING I

FRM/FBS/18-00

REVISI: 00

31 JULI 2009

HAL.

1. FAKULTAS / PROGRAM STUDI : FBS / PEND. BAHASA INGGRIS
2. MATA KULIAH & KODE : SPEAKING I KODE: ENG
3. JUMLAH SKS : TEORI: 1 SKS PRAKTIK: 1 SKS
SEM. : GASAL WAKTU:
4. STANDAR KOMPETENSI:
By the end of the course, students are expected to:
Be able to converse in informal and formal situation based on various topics and activities in basic communication competence.
5. KOMPETENSI DASAR:
Students are able to:
 - a. Telling bad/good news
 - b. Expressing pleasure/displeasure
 - c. Expressing surprise
 - d. Congratulating someone
6. INDIKATOR KETERCAPAIAN:
Students are able to:
 - a. Identify the expressions to tell bad/good news, to express pleasure/displeasure, and to express surprise
 - b. Use the expressions accurately, appropriately, and fluently
7. MATERI POKOK/PENGGALAN MATERI:
 - a. identify expressions of likes/dislikes
I like/love ...
I'm crazy about ...
 - b. say the expressions to ask someone's likes/dislikes
What do you like to do at your pastime?
Do you like ...?
 - c. ask and answer questions about hobbies and habits
How do you spend your free time?
What do you do at weekends?

8. KEGIATAN PERKULIAHAN

KOMPONEN LANGKAH	URAIAN KEGIATAN	ESTIMASI WAKTU	METODE	MEDIA	SUMBER BAHAN /REFERENSI
PENDAHULUAN	<ul style="list-style-type: none"> • greeting • checking students' attendance • leading Ss to the topic of discussion 	10'			<p>Blundell, J., et al. (1982). <i>Function in english</i>. Oxford: Oxford University Press.</p> <p>de Frietas, J.F. (1982). <i>Survival English</i>. London: Macmillan Press.</p> <p>Tillit, Bruce (1985). <i>Speaking naturally</i>. Cambridge: Cambridge University Press.</p>
PENYAJIAN (INTI)	<ul style="list-style-type: none"> • playing the recorded materials • identifying the expressions • T replay the recorded materials to give the Ss model of pronouncing the expressions; Ss repeat them after the T • students practice the expressions in pairs/groups • students practice the expressions in the form of a role play activity (class work) 	75'	<ul style="list-style-type: none"> • whole class discussion • small group work • pair work • role play 	<ul style="list-style-type: none"> • recorded materials • active speakers 	
PENUTUP	<ul style="list-style-type: none"> • giving feedback • summarizing 	15'			
TINDAK LANJUT	<ul style="list-style-type: none"> • assigning Ss to practice the expressions at home 				

9. Evaluasi

: _____

Yogyakarta. _____
Dosen,

NIP

I. PENILAIAN TEORI DAN PRAKTIK

A. Penilaian Teori.

No	Unsur yang Dinilai	Bobot	Nilai	Bobot x Nilai	Nilai Akhir	Keterangan (L/TL)
1.						
2.						
3.						
	Total	100				

$$\text{Nilai Teori} = \sum (\text{Bobot} \times \text{Nilai Tiap Unsur})$$

B. Penilaian Praktek

No	Unsur Yang Dinilai	Bobot	Nilai	Bobot x Nilai	Nilai Akhir	Keterangan (L/TL)
	A. Proses					
1.						
2.						
3.						
	Total	100				
	B. Produk					
1.						
2.						
3.						
	Total B	100				
	C. Sikap					
1.						
2.						
3.						
	Total C	100				

$$\text{Nilai Proses} = \sum (\text{Bobot} \times \text{Nilai Tiap Proses})$$

$$\text{Nilai Produk} = \sum (\text{Bobot} \times \text{Nilai Tiap Produk})$$

$$\text{Nilai Produk} = \sum (\text{Bobot} \times \text{Nilai Tiap Produk})$$

Perhitungan Nilai :

Nilai Praktik = 0, Nilai Proses + 0 ... Nilai Produk + 0, ...Nilai Sikap

Nilai Akhir dan Teori

Nilai Akhir Praktik dan Teori = 0,4 Nilai Teori + 0,6 Nilai Praktik

II. PENILAIAN HANYA PRAKTIK

Nilai Akhir = Nilai Praktik

III. PENILAIAN HANYA TEORI

Nilai Akhir = Nilai Teori

SYARAT LULUS : NILAI AKHIR \geq 5,6

Catatan :

Isi Lampiran ini disesuaikan dengan jenis soal: teori + praktik, praktik atau teori.

Keterangan :

STRATEGI PERKULIAHAN

Dapat dipilih antara	
<i>Tatap muka</i>	<i>Non Tatap Muka (Pengalaman Belajar)</i>
<i>Misanya:</i>	
1. Perkuliahan	5. Kerja Laboratorium/Studio
2. Diskusi	6. Tugas Individu/ Kelompok
3. Presentasi	7. Lainnya (<i>sebutkan !</i>)
4. Ujian Tengah Semester

Mengetahui,
Ketua Jurusan

Yogyakarta,
Dosen,

.....
NIP

.....
NIP



UNIVERSITAS NEGERI YOGYAKARTA

FAKULTAS BAHASA DAN SENI

RENCANA PELAKSANAAN PEMBELAJARAN (RPP)

MATA KULIAH: SPEAKING I

FRM/FBS/18-00

REVISI: 00

31 JULI 2009

HAL.

1. FAKULTAS / PROGRAM STUDI : FBS / PEND. BAHASA INGGRIS
2. MATA KULIAH & KODE : SPEAKING I KODE: ENG
3. JUMLAH SKS : TEORI: 1 SKS PRAKTIK: 1 SKS
SEM. : GASAL WAKTU:

4. STANDAR KOMPETENSI:

By the end of the course, students are expected to:

Be able to converse in informal and formal situation based on various topics and activities in basic communication competence.

5. KOMPETENSI DASAR:

Students are able to:

- a. tell news
- b. express pleasure/displeasure
- c. express surprise

6. INDIKATOR KETERCAPAIAN:

Students are able to:

- a. identify the expressions to tell news, to express pleasure/displeasure, and surprise
- b. say the expressions with correct pronunciation, stress and intonation
- c. use the expressions in conversation

7. MATERI POKOK/PENGGALAN MATERI:

- a. the expressions to tell news

Yesterday my parents bought me a new cell phone.

Have you heard that our new classmate is a son of a diplomat?

- b. expressions of pleasure/displeasure

How wonderful.

That's nice.

Oh, no.

That's awful.

- c. expressions of surprise

Really?

Oh my God.

8. KEGIATAN PERKULIAHAN

KOMPONEN LANGKAH	URAIAN KEGIATAN	ESTIMASI WAKTU	METODE	MEDIA	SUMBER BAHAN /REFERENSI
PENDAHULUAN	<ul style="list-style-type: none"> greeting checking students' attendance leading Ss to the topic of discussion 	15'			Blundell, J., et al. (1982). <i>Function in english</i> . Oxford: Oxford University Press. de Frietas, J.F. (1982). <i>Survival English</i> . London: Macmillan Press. Tillit, Bruce (1985). <i>Speaking naturally</i> . Cambridge: Cambridge University Press.
PENYAJIAN (INTI)	<ul style="list-style-type: none"> playing the recorded materials identifying the expressions T replay the recorded materials to give the Ss model of pronouncing the expressions; Ss repeat them after the T students practice the expressions in pairs/groups students practice the expressions in the form of a role play activity (class work) 	75'	<ul style="list-style-type: none"> whole class discussion small group work 		
PENUTUP	<ul style="list-style-type: none"> giving feedback summarizing 	10'			
TINDAK LANJUT	<ul style="list-style-type: none"> assigning Ss to practice the expressions at home 				

9. Evaluasi

: _____

Yogyakarta. _____
Dosen,

NIP



UNIVERSITAS NEGERI YOGYAKARTA

FAKULTAS BAHASA DAN SENI

RENCANA PELAKSANAAN PEMBELAJARAN (RPP)

MATA KULIAH: SPEAKING I

FRM/FBS/18-00

REVISI: 00

31 JULI 2009

HAL.

1. FAKULTAS / PROGRAM STUDI : FBS / PEND. BAHASA INGGRIS
2. MATA KULIAH & KODE : SPEAKING I KODE: ENG
3. JUMLAH SKS : TEORI: 1 SKS PRAKTIK: 1 SKS
SEM. : GASAL WAKTU:

4. STANDAR KOMPETENSI:

By the end of the course, students are expected to:

Understand the goal of the course to converse in informal and formal situation based on various topics and activities in basic communication competence.

5. KOMPETENSI DASAR:

Students are able to:

- a. ask and answer questions
- b. ask for direction
- c. give direction

6. INDIKATOR KETERCAPAIAN:

Students are able to:

- d. identify the expressions to ask and answer questions
- e. identify the expressions to ask for direction and give direction
- f. say the expressions with correct pronunciation, stress and intonation
- g. use the expressions in a role play

7. MATERI POKOK/PENGGALAN MATERI:

- a. the expressions to ask and answer questions

Where did you go yesterday? I went to Jakarta.

When will you go home to Solo? Next holiday.

- b. the expressions to ask for direction and give direction

Could you show me the way to Jl. Solo, I want to buy grocery at Gardena?

You can take Gejayan street, go along the street, pass two traffic lights until you reach the T-junction of Jl. Solo and Jl. Gejayan. Take a right turn, you are on Jl. Solo.

8. KEGIATAN PERKULIAHAN

KOMPONEN LANGKAH	URAIAN KEGIATAN	ESTIMASI WAKTU	METODE	MEDIA	SUMBER BAHAN /REFERENSI
PENDAHULUAN	<ul style="list-style-type: none"> greeting checking students' attendance leading Ss to the topic of discussion 	15'			Blundell, J., et al. (1982). <i>Function in english</i> . Oxford: Oxford University Press.
PENYAJIAN (INTI)	<ul style="list-style-type: none"> playing the recorded materials identifying the expressions T replay the recorded materials to give the Ss model of pronouncing the expressions; Ss repeat them students practice the expressions in pairs/groups students practice the expressions in the form of a role play activity (class work) 	75'	<ul style="list-style-type: none"> whole class discussion small group work 		de Frietas, J.F. (1982). <i>Survival English</i> . London: Macmillan Press. Tillit, Bruce (1985). <i>Speaking naturally</i> . Cambridge: Cambridge University Press.
PENUTUP	<ul style="list-style-type: none"> giving feedback summarizing 	10'			
TINDAK LANJUT	<ul style="list-style-type: none"> assigning Ss to practice the expressions at home 				

9. Evaluasi : _____

Yogyakarta. _____
Dosen,

NIP



UNIVERSITAS NEGERI YOGYAKARTA

FAKULTAS BAHASA DAN SENI

RENCANA PELAKSANAAN PEMBELAJARAN (RPP)

MATA KULIAH: SPEAKING I

FRM/FBS/18-00

REVISI: 00

31 JULI 2009

HAL.

1. FAKULTAS / PROGRAM STUDI : FBS / PEND. BAHASA INGGRIS
2. MATA KULIAH & KODE : SPEAKING I KODE: ENG
3. JUMLAH SKS : TEORI: 1 SKS PRAKTIK: 1 SKS
SEM. : GASAL WAKTU:

4. STANDAR KOMPETENSI:

By the end of the course, students are expected to:

Understand the goal of the course to converse in informal and formal situation based on various topics and activities in basic communication competence.

5. KOMPETENSI DASAR:

Students are able to:

- a. ask whether one knows something
- b. ask whether someone doesn't know something

6. INDIKATOR KETERCAPAIAN:

Students are able to:

- a. Identify the expressions to ask whether one knows or doesn't know
- b. Say the expressions to ask whether one knows or doesn't know
- c. Use the expressions to ask whether one knows or doesn't know in a dialogue

7. MATERI POKOK/PENGGALAN MATERI:

The expressions to ask whether one knows or doesn't know

Do you know where she put her bag?

Do you know what he is angry at?

8. KEGIATAN PERKULIAHAN

KOMPONEN LANGKAH	URAIAN KEGIATAN	ESTIMASI WAKTU	METODE	MEDIA	SUMBER BAHAN /REFERENSI
PENDAHULUAN	<ul style="list-style-type: none"> • greeting • checking students' attendance • leading Ss to the topic of discussion 	15'			Blundell, J., et al. (1982). <i>Function in english</i> . Oxford: Oxford University Press.
PENYAJIAN	<ul style="list-style-type: none"> • playing the recorded 	75'	• whole class		

(INTI)	<p>materials</p> <ul style="list-style-type: none"> identifying the expressions T replay the recorded materials to give the Ss model of pronouncing the expressions; Ss repeat them students practice the expressions in pairs/groups students practice the expressions in the form of a role play activity (class work) 		<p>discussion</p> <ul style="list-style-type: none"> small group work 		<p>de Frietas, J.F. (1982). Survival English. London: Macmillan Press.</p> <p>Tillit, Bruce (1985). Speaking naturally. Cambridge: Cambridge University Press.</p>
PENUTUP	<ul style="list-style-type: none"> giving feedback summarizing 	10'			
TINDAK LANJUT	<ul style="list-style-type: none"> assigning Ss to practice the expressions at home 				

9. Evaluasi

: _____

Yogyakarta. _____
Dosen,

NIP



UNIVERSITAS NEGERI YOGYAKARTA
FAKULTAS BAHASA DAN SENI
RENCANA PELAKSANAAN PEMBELAJARAN (RPP)
MATA KULIAH: SPEAKING I

FRM/FBS/18-00 REVISI: 00 31 JULI 2009 HAL.

1. FAKULTAS / PROGRAM STUDI : FBS / PEND. BAHASA INGGRIS
2. MATA KULIAH & KODE : SPEAKING I KODE: ENG
3. JUMLAH SKS : TEORI: 1 SKS PRAKTIK: 1 SKS
SEM. : GASAL WAKTU:

4. STANDAR KOMPETENSI:

By the end of the course, students are expected to:
Understand the goal of the course to converse in informal and formal situation based on various topics and activities in basic communication competence.

5. KOMPETENSI DASAR:

Students are able to:

- a. ask whether one remembers someone / something or a fact
- b. ask whether someone forgets someone / something / a fact

6. INDIKATOR KETERCAPAIAN:

Students are able to:

- c. Identify the expressions to ask whether one remembers or forgets someone / something / fact
- d. Say the expressions to ask whether one remembers or forgets someone / something / fact
- e. Use the expressions to ask whether one remembers or forgets someone / something / fact

7. MATERI POKOK/PENGGALAN MATERI:

The expressions to ask whether one remembers or forgets someone / something / fact
Do you remember our old friend, Ani?
Do you remember to buy me fruit?
Do you remember borrowing my CDs?

8. KEGIATAN PERKULIAHAN

KOMPONEN LANGKAH	URAIAN KEGIATAN	ESTIMASI WAKTU	METODE	MEDIA	SUMBER BAHAN /REFERENSI
PENDAHULUAN	<ul style="list-style-type: none">• greeting• checking students'	15'			Blundell, J., et al.


	attendance <ul style="list-style-type: none"> • leading Ss to the topic of discussion 				(1982). <i>Function in english</i> . Oxford: Oxford University Press.
PENYAJIAN (INTI)	<ul style="list-style-type: none"> • playing the recorded materials • identifying the expressions • T replay the recorded materials to give the Ss model of pronouncing the expressions; Ss repeat them • students practice the expressions in pairs/groups • students practice the expressions in the form of a role play activity (class work) 	75'	<ul style="list-style-type: none"> • whole class discussion • small group work 		de Frietas, J.F. (1982). <i>Survival English</i> . London: Macmillan Press. Tillit, Bruce (1985). <i>Speaking naturally</i> . Cambridge: Cambridge University Press.
PENUTUP	<ul style="list-style-type: none"> • giving feedback • summarizing 	10'			
TINDAK LANJUT	<ul style="list-style-type: none"> • assigning Ss to practice the expressions at home 				

9. Evaluasi

: _____

Yogyakarta. _____
Dosen,

NIP

	UNIVERSITAS NEGERI YOGYAKARTA		
	FAKULTAS BAHASA DAN SENI		
	RENCANA PELAKSANAAN PEMBELAJARAN (RPP)		
	MATA KULIAH: SPEAKING I		
FRM/FBS/18-00	REVISI: 00	31 JULI 2009	HAL.

1. FAKULTAS / PROGRAM STUDI : FBS / PEND. BAHASA INGGRIS
2. MATA KULIAH & KODE : SPEAKING I KODE: ENG
3. JUMLAH SKS : TEORI: 1 SKS PRAKTIK: 1 SKS
SEM. : GASAL WAKTU:

4. STANDAR KOMPETENSI:

By the end of the course, students are expected to:
Understand the goal of the course to converse in informal and formal situation based on various topics and activities in basic communication competence.

5. KOMPETENSI DASAR:

Students are able to:

- a. ask someone's ability
- b. state one's ability

6. INDIKATOR KETERCAPAIAN:

Students are able to:

- a. Identify the expressions to ask and state one's ability
- b. Say the expressions to ask and state one's ability
- c. Use the expressions to ask and state one's ability

7. MATERI POKOK/PENGGALAN MATERI:

The expressions to ask and state one's ability

Can you drive a car?

Sure. I can drive any type of car.

Can you speak Japanese?

Yes. But just a little.

8. KEGIATAN PERKULIAHAN

KOMPONEN LANGKAH	URAIAN KEGIATAN	ESTIMASI WAKTU	METODE	MEDIA	SUMBER BAHAN /REFERENSI
PENDAHULUAN	<ul style="list-style-type: none"> • greeting • checking students' attendance • leading Ss to the topic of discussion 	15'			Blundell, J., et al. (1982). <i>Function in english</i> . Oxford: Oxford University Press.
PENYAJIAN (INTI)	<ul style="list-style-type: none"> • playing the recorded materials 	75'	<ul style="list-style-type: none"> • whole class discussion 		

	<ul style="list-style-type: none"> identifying the expressions T replay the recorded materials to give the Ss model of pronouncing the expressions; Ss repeat them students practice the expressions in pairs/groups students practice the expressions in the form of a role play activity (class work) 		<ul style="list-style-type: none"> small group work 		<p>de Frietas, J.F. (1982). <i>Survival English</i>. London: Macmillan Press.</p> <p>Tillit, Bruce (1985). <i>Speaking naturally</i>. Cambridge: Cambridge University Press.</p>
PENUTUP	<ul style="list-style-type: none"> giving feedback summarizing 	10'			
TINDAK LANJUT	<ul style="list-style-type: none"> assigning Ss to practice the expressions at home 				

9. Evaluasi

: _____

Yogyakarta. _____
Dosen,

NIP



UNIVERSITAS NEGERI YOGYAKARTA
FAKULTAS BAHASA DAN SENI
RENCANA PELAKSANAAN PEMBELAJARAN (RPP)
MATA KULIAH: SPEAKING I

FRM/FBS/18-00	REVISI: 00	31 JULI 2009	HAL.
---------------	------------	--------------	------

1. FAKULTAS / PROGRAM STUDI : FBS / PEND. BAHASA INGGRIS
2. MATA KULIAH & KODE : SPEAKING I KODE: ENG
3. JUMLAH SKS : TEORI: 1 SKS PRAKTIK: 1 SKS
SEM. : GASAL WAKTU:

4. STANDAR KOMPETENSI:

By the end of the course, students are expected to:
 Understand the goal of the course to converse in informal and formal situation based on various topics and activities in basic communication competence.

5. KOMPETENSI DASAR:

- Students are able to:
- a. ask one's wants/desires
 - b. state one's wants/desires

6. INDIKATOR KETERCAPAIAN:

- Students are able to:
- c. Identify the expressions to ask and state one's wants/desires
 - d. Say the expressions to ask and state one's wants/desires
 - e. Use the expressions to ask and state one's wants/desires

7. MATERI POKOK/PENGGALAN MATERI:

- The expressions to ask and state one's wants/desires
- | | |
|---|--------------------------------------|
| <i>What do you want for dinner?</i> | <i>I want to eat fried chicken.</i> |
| <i>What dream do you have in your life?</i> | <i>I really want to form a band.</i> |

8. KEGIATAN PERKULIAHAN

KOMPONEN LANGKAH	URAIAN KEGIATAN	ESTIMASI WAKTU	METODE	MEDIA	SUMBER BAHAN /REFERENSI
PENDAHULUAN	<ul style="list-style-type: none"> • greeting • checking students' attendance • leading Ss to the topic of discussion 	15'			Blundell, J., et al. (1982). <i>Function in english</i> . Oxford: Oxford University Press.
PENYAJIAN (INTI)	<ul style="list-style-type: none"> • playing the recorded materials • identifying the expressions 	75'	<ul style="list-style-type: none"> • whole class discussion • small 		

	<ul style="list-style-type: none"> • T replay the recorded materials to give the Ss model of pronouncing the expressions; Ss repeat them • students practice the expressions in pairs/groups • students practice the expressions in the form of a role play activity (class work) 		group work		<p>English. London: Macmillan Press.</p> <p>Tillit, Bruce (1985). Speaking naturally. Cambridge: Cambridge University Press.</p>
PENUTUP	<ul style="list-style-type: none"> • giving feedback • summarizing 	10'			
TINDAK LANJUT	<ul style="list-style-type: none"> • assigning Ss to practice the expressions at home 				

9. Evaluasi

: _____

Yogyakarta. _____
Dosen,

NIP



UNIVERSITAS NEGERI YOGYAKARTA
FAKULTAS BAHASA DAN SENI
RENCANA PELAKSANAAN PEMBELAJARAN (RPP)
MATA KULIAH: SPEAKING I

FRM/FBS/18-00	REVISI: 00	31 JULI 2009	HAL.
----------------------	-------------------	---------------------	-------------

1. FAKULTAS / PROGRAM STUDI : FBS / PEND. BAHASA INGGRIS
2. MATA KULIAH & KODE : SPEAKING I KODE: ENG
3. JUMLAH SKS : TEORI: 1 SKS PRAKTIK: 1 SKS
SEM. : GASAL WAKTU:

4. STANDAR KOMPETENSI:

By the end of the course, students are expected to:
 Understand the goal of the course to converse in informal and formal situation based on various topics and activities in basic communication competence.

5. KOMPETENSI DASAR:

- Students are able to:
- a. express happiness
 - b. express unhappiness

6. INDIKATOR KETERCAPAIAN:

- Students are able to:
- a. Identify the expressions of happiness and/or unhappiness
 - b. Say the expressions of happiness and/or unhappiness
 - c. Use the expressions of happiness and/or unhappiness in a role play

7. MATERI POKOK/PENGGALAN MATERI:

The expressions of happiness and/or unhappiness
I am so happy. I feel sad.
I'm delighted. My heart breaks.

8. KEGIATAN PERKULIAHAN

KOMPONEN LANGKAH	URAIAN KEGIATAN	ESTIMASI WAKTU	METODE	MEDIA	SUMBER BAHAN /REFERENSI
PENDAHULUAN	<ul style="list-style-type: none"> • greeting • checking students' attendance • leading Ss to the topic of discussion 	15'			Blundell, J., et al. (1982). <i>Function in english</i> . Oxford: Oxford University Press.
PENYAJIAN (INTI)	<ul style="list-style-type: none"> • playing the recorded materials • identifying the expressions 	75'	<ul style="list-style-type: none"> • whole class discussion • small 		

	<ul style="list-style-type: none"> • T replay the recorded materials to give the Ss model of pronouncing the expressions; Ss repeat them • students practice the expressions in pairs/groups • students practice the expressions in the form of a role play activity (class work) 		group work		<p>English. London: Macmillan Press.</p> <p>Tillit, Bruce (1985). Speaking naturally. Cambridge: Cambridge University Press.</p>
PENUTUP	<ul style="list-style-type: none"> • giving feedback • summarizing 	10'			
TINDAK LANJUT	<ul style="list-style-type: none"> • assigning Ss to practice the expressions at home 				

9. Evaluasi

: _____

Yogyakarta. _____
Dosen,

NIP



UNIVERSITAS NEGERI YOGYAKARTA

FAKULTAS BAHASA DAN SENI

RENCANA PELAKSANAAN PEMBELAJARAN (RPP)

MATA KULIAH: SPEAKING I

FRM/FBS/18-00

REVISI: 00

31 JULI 2009

HAL.

1. FAKULTAS / PROGRAM STUDI : FBS / PEND. BAHASA INGGRIS
2. MATA KULIAH & KODE : SPEAKING I KODE: ENG
3. JUMLAH SKS : TEORI: 1 SKS PRAKTIK: 1 SKS
SEM. : GASAL WAKTU:

4. STANDAR KOMPETENSI:

By the end of the course, students are expected to:

Understand the goal of the course to converse in informal and formal situation based on various topics and activities in basic communication competence.

5. KOMPETENSI DASAR:

Students are able to:

- a. Identify the expressions of gratitude

6. INDIKATOR KETERCAPAIAN:

Students are able to:

- a. Identify the expressions of gratitude
- b. Say the expressions of gratitude
- c. Use the expressions of gratitude in a role play

7. MATERI POKOK/PENGGALAN MATERI:

The expressions of gratitude

I am so grateful.

Thank you for giving me opportunity to explain.

8. KEGIATAN PERKULIAHAN


KOMPONEN LANGKAH	URAIAN KEGIATAN	ESTIMASI WAKTU	METODE	MEDIA	SUMBER BAHAN /REFERENSI
PENDAHULUAN	<ul style="list-style-type: none"> • greeting • checking students' attendance • leading Ss to the topic of discussion 	15'			Blundell, J., et al. (1982). <i>Function in english</i> . Oxford: Oxford University Press.
PENYAJIAN (INTI)	<ul style="list-style-type: none"> • playing the recorded materials • identifying the expressions • T replay the recorded materials to give the Ss 	75'	<ul style="list-style-type: none"> • whole class discussion • small group work 		de Frietas, J.F. (1982). <i>Survival English</i> . London: Macmillan Press.

	model of pronouncing the expressions; Ss repeat them <ul style="list-style-type: none"> • students practice the expressions in pairs/groups • students practice the expressions in the form of a role play activity (class work) 				Tillit, Bruce (1985). Speaking naturally. Cambridge: Cambridge University Press.
PENUTUP	<ul style="list-style-type: none"> • giving feedback • summarizing 	10'			
TINDAK LANJUT	<ul style="list-style-type: none"> • assigning Ss to practice the expressions at home 				

9. Evaluasi : _____

Yogyakarta. _____
Dosen,

NIP

	UNIVERSITAS NEGERI YOGYAKARTA		
	FAKULTAS BAHASA DAN SENI		
	RENCANA PELAKSANAAN PEMBELAJARAN (RPP) MATA KULIAH: SPEAKING I		
FRM/FBS/18-00	REVISI: 00	31 JULI 2009	HAL.

1. FAKULTAS / PROGRAM STUDI : FBS / PEND. BAHASA INGGRIS
2. MATA KULIAH & KODE : SPEAKING I KODE: ENG
3. JUMLAH SKS : TEORI: 1 SKS PRAKTIK: 1 SKS
SEM. : GASAL WAKTU:

4. STANDAR KOMPETENSI:

By the end of the course, students are expected to:
Understand the goal of the course to converse in informal and formal situation based on various topics and activities in basic communication competence.

5. KOMPETENSI DASAR:

Students are able to:
a. make an apology
b. accept an apology

6. INDIKATOR KETERCAPAIAN:

Students are able to:
a. Identify the expressions to make and accept an apology
b. Say the expressions to make and accept an apology
c. Use the expressions to make and accept an apology in a role play

7. MATERI POKOK/PENGGALAN MATERI:

The expressions to make and accept an apology
I am terribly sorry. *It doesn't matter.*
Please accept my sincere apology. *That's okay.*

8. KEGIATAN PERKULIAHAN

KOMPONEN LANGKAH	URAIAN KEGIATAN	ESTIMASI WAKTU	METODE	MEDIA	SUMBER BAHAN /REFERENSI
PENDAHULUAN	<ul style="list-style-type: none"> • greeting • checking students' attendance • leading Ss to the topic of discussion 	15'			Blundell, J., et al. (1982). <i>Function in english</i> . Oxford: Oxford University Press.
PENYAJIAN (INTI)	<ul style="list-style-type: none"> • playing the recorded materials • identifying the expressions 	75'	<ul style="list-style-type: none"> • whole class discussion • small 		de Frietas, J.F. (1982). <i>Survival</i>

	<ul style="list-style-type: none"> • T replay the recorded materials to give the Ss model of pronouncing the expressions; Ss repeat them • students practice the expressions in pairs/groups • students practice the expressions in the form of a role play activity (class work) 		group work		<p>English. London: Macmillan Press.</p> <p>Tillit, Bruce (1985). Speaking naturally. Cambridge: Cambridge University Press.</p>
PENUTUP	<ul style="list-style-type: none"> • giving feedback • summarizing 	10'			
TINDAK LANJUT	<ul style="list-style-type: none"> • assigning Ss to practice the expressions at home 				

9. Evaluasi

: _____

Yogyakarta. _____
Dosen,

NIP



UNIVERSITAS NEGERI YOGYAKARTA
FAKULTAS BAHASA DAN SENI
RENCANA PELAKSANAAN PEMBELAJARAN (RPP)
MATA KULIAH: SPEAKING I

FRM/FBS/18-00 REVISI: 00 31 JULI 2009 HAL.

1. FAKULTAS / PROGRAM STUDI : FBS / PEND. BAHASA INGGRIS
2. MATA KULIAH & KODE : SPEAKING I KODE: ENG
3. JUMLAH SKS : TEORI: 1 SKS PRAKTIK: 1 SKS
SEM. : GASAL WAKTU:

4. STANDAR KOMPETENSI:

By the end of the course, students are expected to:
Understand the goal of the course to converse in informal and formal situation based on various topics and activities in basic communication competence.

5. KOMPETENSI DASAR:

- Students are able to:
- a. Make a call/start a call
 - b. receive a call
 - c. ask someone to wait

6. INDIKATOR KETERCAPAIAN:

- Students are able to:
- a. Identify the expressions to make/receive a call
 - b. Identify the expressions to ask someone to wait
 - c. Say the expressions correctly
 - d. Use the expressions appropriately in role plays.

7. MATERI POKOK/PENGGALAN MATERI:

The expressions to make/receive a call
Hello. This is Ratna. Can I speak to June, please.
June speaking.

The expressions to ask someone to wait.
Wait a moment. I'll put you through.
Hold on, please.

8. KEGIATAN PERKULIAHAN

KOMPONEN LANGKAH	URAIAN KEGIATAN	ESTIMASI WAKTU	METODE	MEDIA	SUMBER BAHAN /REFERENSI
PENDAHULUAN	<ul style="list-style-type: none">• greeting• checking students'	15'			Blundell, J., et al.

	<p>attendance</p> <ul style="list-style-type: none"> • leading Ss to the topic of discussion 				<p>(1982). <i>Function in english</i>. Oxford: Oxford University Press.</p> <p>de Frietas, J.F. (1982). <i>Survival English</i>. London: Macmillan Press.</p> <p>Tillit, Bruce (1985). <i>Speaking naturally</i>. Cambridge: Cambridge University Press.</p>
PENYAJIAN (INTI)	<ul style="list-style-type: none"> • playing the recorded materials • identifying the expressions • T replay the recorded materials to give the Ss model of pronouncing the expressions; Ss repeat them • students practice the expressions in pairs/groups • students practice the expressions in the form of a role play activity (class work) 	75'	<ul style="list-style-type: none"> • whole class discussion • small group work 		
PENUTUP	<ul style="list-style-type: none"> • giving feedback • summarizing 	10'			
TINDAK LANJUT	<ul style="list-style-type: none"> • assigning Ss to practice the expressions at home 				

9. Evaluasi

: _____

Yogyakarta. _____
Dosen,

NIP



UNIVERSITAS NEGERI YOGYAKARTA

FAKULTAS BAHASA DAN SENI

RENCANA PELAKSANAAN PEMBELAJARAN (RPP)

MATA KULIAH: SPEAKING I

FRM/FBS/18-00

REVISI: 00

31 JULI 2009

HAL.

1. FAKULTAS / PROGRAM STUDI : FBS / PEND. BAHASA INGGRIS
2. MATA KULIAH & KODE : SPEAKING I KODE: ENG
3. JUMLAH SKS : TEORI: 1 SKS PRAKTIK: 1 SKS
SEM. : GASAL WAKTU:

4. STANDAR KOMPETENSI:

By the end of the course, students are expected to:

Understand the goal of the course to converse in informal and formal situation based on various topics and activities in basic communication competence.

5. KOMPETENSI DASAR:

Students are able to:

- a. Ask question about whether someone is free
- b. answer question about whether someone is free
- c. offer to do an activity together
- d. accept an invitation
- e. decline an invitation

6. INDIKATOR KETERCAPAIAN:

Students are able to:

- a. Identify the expressions to ask/answer question about whether someone is free
- b. Identify the expressions to offer to do an activity together
- c. Identify the expressions to accept/decline an invitation
- d. Say the expressions correctly
- e. Use the expressions in role play

7. MATERI POKOK/PENGGALAN MATERI:

The expressions ask/answer question about whether someone is free

Are you free this weekend?

Do have anything to do tonight?

The expressions offer to do an activity together

What about seeing a movie tonight?

Care to join me for lunch?

The expressions to accept/decline an invitation

Sound great.

Sorry, but I have a lot of assignment.

8. KEGIATAN PERKULIAHAN

KOMPONEN LANGKAH	URAIAN KEGIATAN	ESTIMASI WAKTU	METODE	MEDIA	SUMBER BAHAN /REFERENSI
PENDAHULUAN	<ul style="list-style-type: none"> • greeting • checking students' attendance • leading Ss to the topic of discussion 	15'			<p>Blundell, J., et al. (1982). <i>Function in english</i>. Oxford: Oxford University Press.</p> <p>de Frietas, J.F. (1982). <i>Survival English</i>. London: Macmillan Press.</p> <p>Tillit, Bruce (1985). <i>Speaking naturally</i>. Cambridge: Cambridge University Press.</p>
PENYAJIAN (INTI)	<ul style="list-style-type: none"> • playing the recorded materials • identifying the expressions • T replay the recorded materials to give the Ss model of pronouncing the expressions; Ss repeat them • students practice the expressions in pairs/groups • students practice the expressions in the form of a role play activity (class work) 	75'	<ul style="list-style-type: none"> • whole class discussion • small group work 		
PENUTUP	<ul style="list-style-type: none"> • giving feedback • summarizing 	10'			
TINDAK LANJUT	<ul style="list-style-type: none"> • assigning Ss to practice the expressions at home 				

9. Evaluasi

: _____

Yogyakarta. _____

Dosen,

NIP